Specifications & Consumer information

Engine....9-02
Dimensions....9-03
Bulb wattage....9-04
Tires and Wheels....9-06
Weight/Volume....9-09
Air conditioning system....9-10
Recommended lubricants and capacities....9-11
  Recommended SAE viscosity number....9-12
Vehicle Identification Number (VIN)....9-14
  VIN label....9-14
Vehicle certification label....9-15
Tire specification and pressure label....9-16
Engine number....9-17
Air conditioner compressor label....9-18
Refrigerant label....9-19
Declaration of conformity....9-20
Fuel label (if equipped)....9-21

ENGINE

Item	Gasoline 1.0	Gasoline 1.2
Displacement [cc(cu.in)]	998 (60.9)	1,248 (76.2)
Bore x Stroke [mm(in)]	71 x 84 (2.8 x 3.3)	71 x 78.8 (2.80 x 3.10)
Firing order	1-2-3	1-3-4-2
No. of cylinders	3	4, In-line

DIMENSIONS

Item			mm (in)
Overall length			3,595 (141.5) (X-line : 3,670 (144.5))
Overall width			1,595 (62.8) (X-line : 1,625 (64.0))
Overall height	For Europe		1,485 (58.5) (X-line : 1,500 (59.1))
	Except Europe		1,495 (58.9) (X-line : 1,500 (59.1))
Front tread	For Europe	155/80R13	1,420 (55.9)
		175/65R14	1,406 (55.4)
		185/55R15	1,394 (54.9)
		195/45R16	1,394 (54.9)
	Except Europe	155/80R13	1,419 (55.9)
		175/65R14	1,405 (55.3)
		185/55R15	1,393 (54.8)
Rear tread	For Europe	155/80R13	1,423 (56.0)
		175/65R14	1,415 (55.7)
		185/55R15	1,403 (55.2)
		195/45R16	1,403 (55.2)
	Except Europe	155/80R13	1,423 (56.0)
		175/65R14	1,415 (55.7)
		185/55R15	1,403 (55.2)
Wheelbase			2,400 (94.5)

BULB WATTAGE

Light Bulb				Wattage	Bulb type
Front	Head lamp	Low	Standard	55W	H4
			Option *	60W	HB3
		High	Standard	60W	H4
			Option *	60W	HB3
	Daytime running light *			21W or LED	P21W or LED
	Position lamp			5W or LED	W5W or LED
	Turn signal lamp			21W or LED	PY21/5W or LED
	Front fog lamp *			51W	HB4
Rear	Tail lamp		Outside	10W or LED	P21/5W, W5W or LED
	Stop lamp		Outside	21W or LED	P21/5W or LED
	Turn signal lamp			21W	PY21W
	Back up lamp			16W	W16W
	Rear fog light *			21W	P21W
	High mounted stop lamp			5W x 4EA	W5W
	License plate lamp			5W x 2EA	W5W

* If equipped

Light Bulb		Wattage	Bulb type
Inte-rior	Map lamps *	10W x 2EA	W10W
	Room lamp	8W	FESTOON
	Luggage lamp	5W	FESTOON
	Vanity mirror lamps *	LED	LED

* If equipped

TIRES AND WHEELS

For Europe

Item	Tire size	Wheel size	Load Capacity		Speed capacity		Inflation pressure [bar(psi, kPa)]				Wheel lug nut torque Kgf·m (lbf·ft, N·m)
							Normal load		Maximum load		
			LI *1	Kg	SS *2	Km/h	Front	Rear	Front	Rear	
Full size tire	155/80R 13	4.5J x 13	79	437	T	190	230 (33, 2.3)	210 (30,2.1)	230 (33, 2.3)	250 (36,2.5)	11~13 (79~94, 107~127)
	175/65R 14	5.5J x 14	86	530	T	190	230 (33, 2.3)	210 (30,2.1)	230 (33, 2.3)	250 (36,2.5)	
							250 (36,2.5) (Eco Pack)	250 (36,2.5) (Eco Pack)	250 (36,2.5) (Eco Pack)	250 (36,2.5) (Eco Pack)	
	185/55R 15	6.0J X 15	86	530	H	210	230 (33, 2.3)	210 (30,2.1)	230 (33, 2.3)	250 (36,2.5)	
	195/45R 16	6.5J x 16	84	500	V	240	230 (33, 2.3)	210 (30,2.1)	230 (33, 2.3)	250 (36,2.5)	
Compact spare tire	T115/70 D15	3.5J x 15	90	600	M	130	420 (60,4.2)				

*1 Load Index
*2 Speed Symbol

Except Europe

Item	Tire size	Wheel size	Load Capacity		Speed capacity		Inflation pressure [bar(psi, kPa)]				Wheel lug nut torque Kgf·m (lbf·ft, N·m)
							Normal load		Maximum load		
			LI *1	Kg	SS *2	Km/h	Front	Rear	Front	Rear	
Full size tire	155/80R 13	4.5J x 13	79	437	T	190	230 (33, 2.3)	210 (30,2.1)	230 (33, 2.3)	230 (33, 2.3)	11~13 (79~94, 107~127)
	175/65R 14	5.5J x 14	86	530	T	190	230 (33, 2.3)	210 (30,2.1)	230 (33, 2.3)	230 (33, 2.3)	
	185/55R 15	6.0J x 15	86	530	H	210	230 (33, 2.3)	210 (30,2.1)	230 (33, 2.3)	230 (33, 2.3)	
Compact spare tire	T115/70 D15	3.5J x 15	90	600	M	130	420 (60,4.2)				

*1 Load Index
*2 Speed Symbol

✻ NOTICE

- We recommend that when replacing tires, use the same originally supplied with the vehicles. If not, that affects driving performance.
- When driving in high altitude grades, it is natural for the atmospheric pressure to decrease. Therefore, please check the tire pressure and add more air when necessary.
  Additionally required tire air pressure per km above sea level: 1.5 psi/km

⚠ CAUTION

When replacing tires, use the same size originally supplied with the vehicle.
Using tires of a different size can damage the related parts or make it work irregularly.

WEIGHT/VOLUME

Item		Gasoline 1.0 (Eco pack)	Gasoline 1.0 / Gasoline 1.0 T-GDI	Gasoline 1.2
Gross vehicle weight kg (lbs.)	For Europe	1,300 (2,866)	1,400 (3,086)	1,400 (3,086)
	Except Europe	-	1,370 (3,020)	1,370 (3,020)
Luggage volume l (cu ft)	MIN	255 (9.0)		
	MAX	1,010 (35.7)		

AIR CONDITIONING SYSTEM

ITEM	Weight of volume	Classification
Refrigerant	400 ± 25 g	R-1234yf
		R-134a
Compressor lubricant	100 ± 10 g	PAG 30

Please contact a professional workshop for more details.
Kia recommends to contact an authorized Kia dealer/service partner.

RECOMMENDED LUBRICANTS AND CAPACITIES

To help achieve proper engine and powertrain performance and durability, use only lubricants of the proper quality.
The correct lubricants also help promote engine efficiency that results in improved fuel economy.
These lubricants and fluids are recommended for use in your vehicle.

Lubricant		Volume	Classification	
Engine oil *1 *2 (drain and refill) Recommends 	1.0 T-GDI	3.6 l (3.8 US qt.)	API SN & ACEA C2	
	1.0 MPI/FFV /1.2 MPI	1.0 MPI/FFV : 3.0 l (3.17 US qt.) 1.2 MPI : 3.5 l (3.7 US qt.)	FOR INDIA, MIDDLE EAST, IRAN, LIBIA, ALGERIA, SUDAN, MOROCCO, TUNISIA, EGYPT	API service SM, ILSAC GF4 or above, ACEA A5/B5
			EXCEPT ABOVE COUNTRIES	API SN, ACEA C2
Manual transaxle fluid	1.0 T-GDI	1.6~1.7 l (1.7 ~ 1.8 US qt.)	API Service GL-4 SAE 70W - HK SYN MTF 70W - SPIRAX S6 GHME 70W MTF - GS MTF HD 70W	
	1.0 MPI / 1.2 MPI	1.3~1.4 l (1.4 ~ 1.5 US qt.)		
Automatic transaxle fluid	1.0 MPI	5.7 l (6.02 US qt.)	ATF SP-III (Recommended DIAMOND, SK)	
	1.2 MPI	6.1 l (6.45 US qt.)	ATF SP-III (Recommended DIAMOND, SK)	
Coolant	1.0 T-GDI	5.4 l (5.70 US qt.)	Mixture of antifreeze and water (Ethylene glycol base coolant for aluminum radiator)	
	1.0 MPI	5.0 l (5.28 US qt.)		
	1.2 MPI	5.5 l (5.81 US qt.)		

*1 Refer to the recommended SAE viscosity numbers on the next page.
*2 Engine oils labeled Energy Conserving Oil are now available. Along with other additional benefits, they contribute to fuel economy by reducing the amount of fuel necessary to overcome engine friction. Often, these improvements are difficult to measure in everyday driving, but in a year's time, they can offer significant cost and energy savings.

Lubricant		Volume	Classification
Brake / clutch fluid		0.4 ~ 0.44 l (0.42 ~ 0.46 US qt.)	FMVSS116 DOT-3 or DOT-4
Fuel		35 l (9.24 US gal.)	-
Fuel (FFV)	Gasoline reservoir	0.8 l (0.2 US gal.)	-
	Aclohol	38 l (10.03 US gal.)	-

*1 Refer to the recommended SAE viscosity numbers on the next page.
*2 Engine oils labeled Energy Conserving Oil are now available. Along with other additional benefits, they contribute to fuel economy by reducing the amount of fuel necessary to overcome engine friction. Often, these improvements are difficult to measure in everyday driving, but in a year's time, they can offer significant cost and energy savings.

Recommended SAE viscosity number

⚠ CAUTION

Always be sure to clean the area around any filler plug, drain plug, or dipstick before checking or draining any lubricant. This is especially important in dusty or sandy areas and when the vehicle is used on unpaved roads. Cleaning the plug and dipstick areas will prevent dirt and grit from entering the engine and other mechanisms that could be damaged.

Engine oil viscosity (thickness) has an effect on fuel economy and cold weather operating (engine start and engine oil flowability). Lower viscosity engine oils can provide better fuel economy and cold weather performance, however, higher viscosity engine oils are required for satisfactory lubrication in hot weather. Using oils of any viscosity other than those recommended could result in engine damage.
When choosing an oil, consider the range of temperature your vehicle will be operated in before the next oil change. Proceed to select the recommended oil viscosity from the chart.

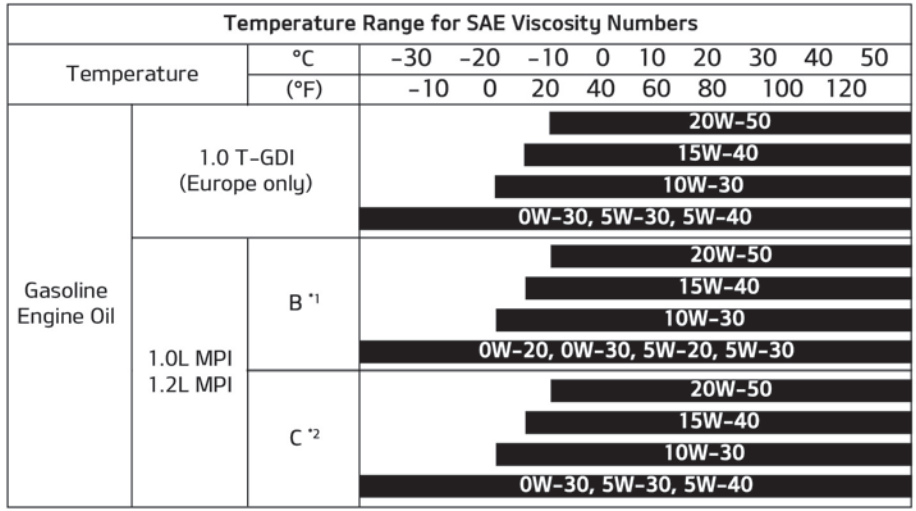

*1 : For EUROPE, AUSTRALIA, CENTRAL & SOUTH AMERICA, CHINA: For Fuel economy, it is recommended to use the engine oil of a viscosity grade SAE 0W-20(API SN, ACEA C2). However, if the engine oil is not available in your country, select the proper engine oil using the engine oil viscosity chart.

*2 : For INDIA, MIDDLE EAST, IRAN, LIBIA, ALGERIA, SUDAN, MOROCCO, TUNISIA, EGYPT: For Fuel economy, it is recommended to use the engine oil of viscosity grade SAE 5W-30(API service SM or above, API service CJ-4 or above, ILSAC GF5 or above, ACEA A5/B5). However, if the engine oil is not available in your country, select the proper engine oil using the engine oil viscosity chart.

VEHICLE IDENTIFICATION NUMBER (VIN)

■ Type A

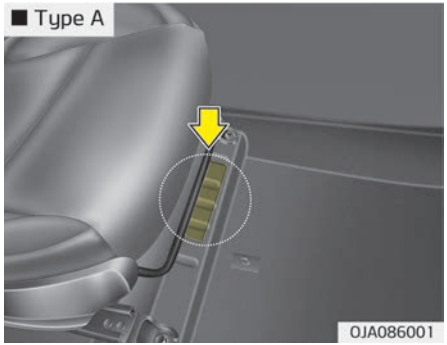

■ Type B (if equipped)

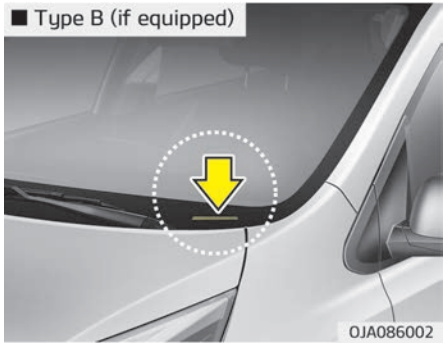

The vehicle identification number (VIN) is the number used in registering your car and in all legal matters pertaining to its ownership, etc.
The number is punched on the floor under the right side seat. To check the number, remove the cover.

VIN label

The VIN is also on a plate attached to the top of the dashboard. The number on the plate can easily be seen through the windshield from outside.

VEHICLE CERTIFICATION LABEL (IF EQUIPPED)



The vehicle certification label attached on the driver's (or front passenger's) side center pillar gives the vehicle identification number (VIN).

TIRE SPECIFICATION AND PRESSURE LABEL



The tires supplied on your new vehicle are chosen to provide the best performance for normal driving.
The tire label located on the driver's side center pillar gives the tire pressures recommended for your car.

ENGINE NUMBER

■ Gasoline engine (1.0L)



■ Gasoline engine (1.2L)



■ Gasoline engine (1.0 T-GDI)



The engine number is stamped on the engine block as shown in the drawing.

AIR CONDITIONER COMPRESSOR LABEL



A compressor label informs you the type of compressor your vehicle is equipped with such as model, supplier part number, production number, refrigerant (1) and refrigerant oil (2).

REFRIGERANT LABEL



The refrigerant label is located on the underside of the hood.

DECLARATION OF CONFORMITY

■ Example

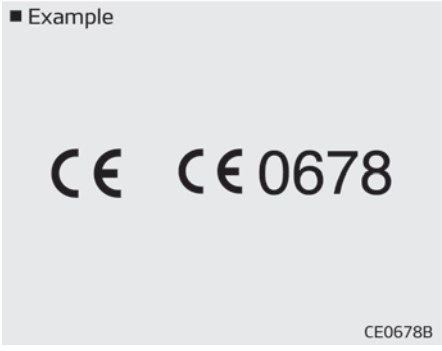

The radio frequency components of the vehicle comply with requirements and other relevant provisions of Directive 1995/5/EC.
Further information including the manufacturer's declaration of conformity is available on Kia web site as follows;
http://www.kia-hotline.com

FUEL LABEL (IF EQUIPPED)

Gasoline (Petrol) engine

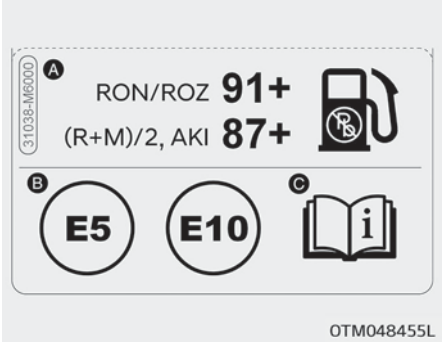

The fuel label is attached on the fuel filler door.
A. Octane rating of unleaded gasoline (petrol)
1. RON/ROZ: Research Octane Number
2. (R+M)/2, AKI: Anti Knock Index

B. Identifiers for Petrol-type fuels
❉ This symbol means usable fuel. Do not use any other fuel.
C. For further details, refer to “Fuel requirements” on page 1-03.